




Name: \_\_\_\_\_

Match the pictures to the end sound

Colour in the pictures that end with the sound of the letter shown at the start of each row.



h



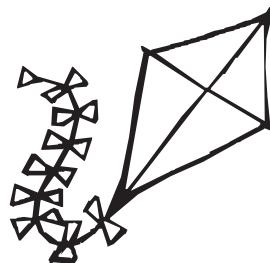
r



s



t



a





Name: \_\_\_\_\_

Reception Phonics 40


### Find the sound - a


Say the picture to yourself. If you hear the sound of 'a' at the beginning of the word then circle the first 'a'. If you hear the sound 'a' at the end of the word then circle the second 'a'. Write the letter 'a' in the box and then circle the word that matches the picture.

a  a  a  ant  
apple

a  a  apple  
ape

a  a  airplane  
alligator

a  a  ant  
airplane

a  a  angel  
apple