

PROJECT TITLE:

ARTIST / DESIGNER:

3

DATE:

CLASS:

LOONEY FOODS

Many food companies, restaurants and fast food outlets have cartoon food characters to promote their products. Can you think of any? Here is a hint for one: **a popular blackcurrant drink**. Write down any you can think of.


The project is to create cartoon food characters from the images below and to name each one.

Two examples are on the page, Oli Orange Crush and Grape Juice Gilbert. Colour them in.

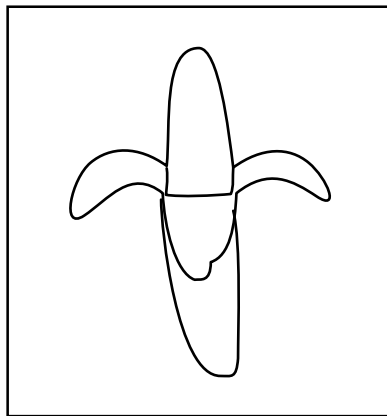


Title your project.


Apple



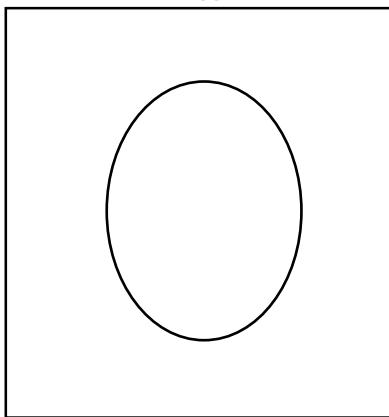
Banana





Pumpkin



Egg



Raspberry



Points to consider when doing your characters:

- 1. What moods or expressions are you trying to show?**
- 2. What colours are suitable for the mood and food?**
- 3. Are you going to add legs, arms or any clothes?**

PROJECT TITLE:

ARTIST / DESIGNER:

8

DATE:

CLASS:

PUT A STAMP ON IT!


The Royal Mail issues many new stamp designs each year. Many people collect stamps because of the different designs. Most stamps are designed by adults but there have been stamps, especially Christmas stamps, designed by children.

Collect stamps from used envelopes. Do you notice one or two things they all have in common?


The project is to design a Christmas stamp. You can use as many colours as you like. Sketch ideas first before doing your final stamp. Title your project.

The two things most British stamps have in common are _____


Idea 1



Idea 2




Idea 3



Points to consider when doing sketches:

- 1. Are you going to use religious or non-religious images?**
- 2. Are you going to use any words or just pictures?**
- 3. Are you going to leave a white border or have your design go right to the edge?**



PROJECT TITLE:

ARTIST / DESIGNER:

11

DATE:

CLASS:


SURFACE DESIGN - POTTERY

Ceramics are anything that is made with clay. This includes bricks, bathroom fixtures, sculptures and tiles, as well as vases, dishes and bowls.

What do all of these have in common? They can all take a wide range of temperatures from very cold to very hot without breaking.

Imagine you work for a potter and he has asked you to decorate the vases he is making for the Summer Show. After you decorate them he will be firing them in the kiln (oven) to create the final piece.

Do some sketches on the small vases first before you decide which is the best design. Title your project.

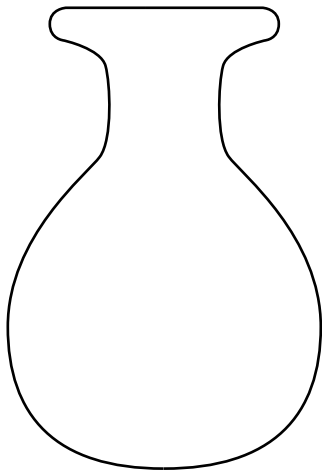


Points to consider when doing sketches:

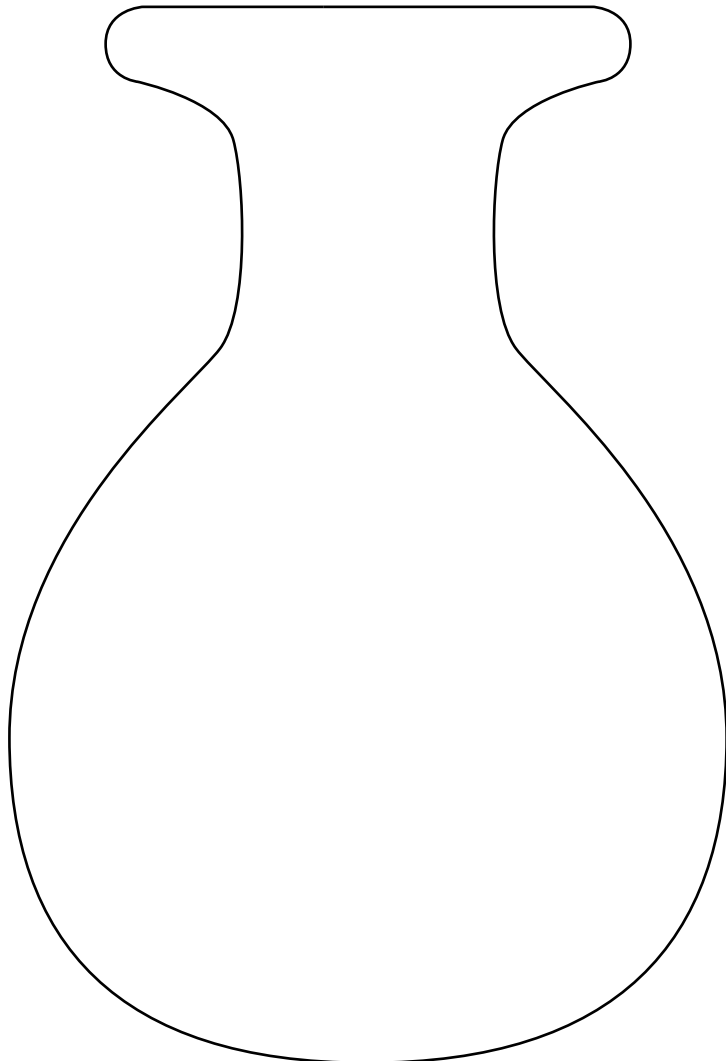
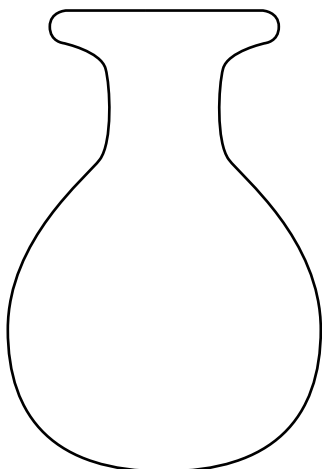
1. Are you going to use summer images or patterns?
2. Are you going to use lots of colours or just a few?



Idea 1



Idea 2



PROJECT TITLE:

ARTIST / DESIGNER:

14

DATE:

CLASS:

PRIMITIVE ART & CAVE PAINTING

As long as 31,000 years ago humans were creating images of their surroundings, activities and animals for others to see. These carvings and paintings on rocks are found throughout the world.

Some of the animals that were painted still exist in the areas where the cave art has been found, but others are now extinct. The cave painting here shows hunters trying to catch a deer and bison using traditional weapons.

Your project is to draw an everyday scene in the style of cave art. Use a charcoal stick or pastel crayons if you have them, if not just use a pencil. Title your project.

